



The Multivan 6.1 Specifications



Features and Specifications

Safety and security	Comfortline Premium (Short and Long Wheelbase)	Highline (Short Wheelbase)	Comfortline Exec (Long Wheelbase)
Airbags			
Front airbag for driver and front passenger	●	●	●
Side/head airbags for driver and front passenger	●	●	●
Curtain airbags for outer seats in 2nd and 3rd rows	Short Wheelbase only	●	—
Seat belts			
3-point seat belts with height adjustment and belt tensioners for driver and front passenger	●	●	●
3-point seat belts for all rear seats	●	●	●
Seat belt warning light and buzzer for driver's seat	●	●	●
Child Restraints			
Child seat top tether anchorage points (for 2nd row Captain's chairs and all seats in 3rd row)	●	●	●
ISOFIX child seat anchorage points (for 2nd row Captain's chairs and outer seats in 3rd row)	●	●	●
Brakes and Traction Control			
Multi-Collision Brake (MCB)	●	●	●
Automatic flashing brake lights activated in emergency braking situation	●	●	●
Electronic Stabilisation Programme (ESP)	●	●	●
Anti-lock Braking System (ABS)	●	●	●
Brake Assist System (BA)	●	●	●
Traction Control System (TCS)	●	●	●
Electronic Differential Lock (EDL)	●	●	●
Hill Hold Control	●	●	●
Mechanical rear differential lock (4MOTION only)	○	○	—
Hill Descent Control (4MOTION only)	○	○	—
Driver Assistance Technology*			
Driver Alert (Fatigue Detection System)	●	●	●
Front and rear park distance control with rear view camera system	●	●	●
Forward Collision Warning "Front Assist" with City Emergency Braking (City EB)	●	●	●
Crosswind Assist	●	●	●
Blind Spot Monitoring with Rear Traffic Alert	●	●	●
Lane Keep Assist	●	●	●
Park Assist with Sensor-Based Side Protection	○	●	●
Tyre pressure monitoring system.	●	●	●

Safety and security	Comfortline Premium	Highline	Comfortline Exec
Lighting			
H7 halogen headlights	●	—	—
Daytime running lights (DRL)	●	—	—
LED headlamps with separate LED daytime running lights and LED tail lights	○	●	●
Front fog lights with static cornering function	○	●	●
High-beam control (Light Assist)	○	●	●
Automatic headlight activation with separate daytime running lights, “Leaving Home” and manual “Coming Home” function	●	●	●
High stop light	●	●	●
Rear fog light	●	●	●
Locking			
Engine immobiliser (electronic)	●	●	●
Central locking system with radio remote control and interior release mechanism	●	●	●
SAFELOCK deadlock function	○	●	●
Anti-theft alarm with interior monitoring, backup horn, and towing protection	○	●	●
Two (2) remote control folding keys	●	●	●
Electric childproof lock for sliding doors, lockable from the front cabin/remote	●	●	●
Automatic locking after take-off (programmable)	●	●	●
Head Restraints			
Front safety head restraints, height adjustable	●	●	●
Rear head restraints, height adjustable for all seating positions	●	●	●

Exterior Equipment / Styling

Doors			
Electric sliding side doors	●	●	●
Power latching tailgate with window and wiper/washer	●	—	—
Electric opening and closing rear tailgate with window and wiper/washer	○	●	●
Windows			
Heat-insulating windshield made of laminated glass	●	●	●
Heat-insulating glass (green)	●	—	—
Rear privacy glass	○	●	●
Side windows (opening) in sliding doors	●	●	●
Side windows (fixed) in rear of passenger compartment	●	●	●
Windscreen wiper intermittent control and rain sensor	●	●	●
Heated rear window with wiper/washer system	●	●	●
Power windows with comfort operation and circuit breaker (front)	●	●	●

Exterior Equipment / Styling	Comfortline Premium	Highline	Comfortline Exec
Body Enhancements			
Body coloured bumpers	●	●	●
Body coloured door handles and sliding door covers	●	●	●
Body coloured exterior mirror housings	●	—	●
Body coloured exterior mirror housings with high-gloss black base	—	●	—
Radiator grille with five chrome trims	●	●	●
Chrome on vehicle side, tailgate, lower air intake and side turn signals	—	●	●
Stainless steel protection strip for tailgate opening	—	●	—
Roof rack preparation rails	●	●	●
Front and rear mud guards	●	●	●
Trailer hitch preparation	●	●	●
Wheels and Tyres			
4 x 17" alloy wheels - DEVONPORT - 235/55 R17 103H rf tyres	●	—	—
4 x 18" alloy wheels - SPRINGFIELD - 255/45 R18 103H xl tyres - Breakdown Mobility kit with 12-volt compressor and tyre sealant - spare wheel is not permissible	—	●	●
Steel spare wheel - full size, OE tyre	● / — LWB 4MOTION	—	—
Breakdown Mobility kit with 12-volt compressor and tyre sealant - spare wheel is not permissible	○ / ● LWB 4MOTION	●	●
Tool kit	●	●	●
Vehicle jack	● / — LWB 4MOTION	●	●

Comfort & Convenience	Comfortline Premium	Highline	Comfortline Exec
Air Conditioning			
Climatronic air conditioning system, with dual front temperature control and rear controls	●	●	●
Air recirculation vents in headliner for rear passenger compartment	●	●	●
Cruise Control			
Cruise Control system including speed limiter (programmable)	●	●	●
Adaptive Cruise Control (ACC)*	●	●	●
Luggage Area			
Lashing rings for load restraint	●	●	●
Luggage compartment cover (retractable, removable)	SWB only	●	—
In-Car Entertainment and Technology			
<u>Discover Media audio and satellite navigation system with Wireless App-Connect-</u> 8" navigation system with colour touch display with proximity sensor two USB (type C) ports, Bluetooth®, FM radio and six loudspeakers. It also features Wireless App-Connect-.	●	—	—
<u>Discover Pro audio and satellite navigation system with Wireless App-Connect-</u> 9.2-inch colour touch screen display with proximity sensors, simultaneous display of navigation maps on the Digital Cockpit and on the navigation system screen, two USB (type C) ports, Bluetooth®, FM radio and six loudspeakers for hybrid navigation, a selection of map options, 64GB of media storage.	○	●	●
Bluetooth® phone connectivity with contacts display and Bluetooth® audio streaming, operation via touch screen audio unit or Multi-Function Display	●	●	●
Audio, telephone, cruise control and Multi-Function Display controls mounted on steering wheel	●	●	●
Instrumentation			
Speedometer & tachometer, electronic odometer and trip meter, service interval display, fuel and coolant gauges, low fuel warning light, adjustable illumination	●	●	●
Premium Multi-Function Display (MFD Premium) with TFT colour screen - trip time, trip length, average and current speed, average and current fuel consumption, display until empty and ambient temperature, digital clock, vehicle status, audio, telephone and navigation menus	●	—	—
<u>Digital Cockpit</u> 10.25 inch high-resolution colour display operated via the touch display of the infotainment system and via the leather-covered multifunction steering wheel can be used to scroll through playlists, view navigation maps or set the safety distance of the Adaptive Cruise Control ACC	○	●	●

*Safety technologies are designed to assist the driver, but should not be used as a substitute for safe driving practices.

~App-Connect is compatible for selected apps with the latest smartphone versions of iOS and Android, active data service and optional connection cable (sold separately).

● Standard ○ Optional Extra — Not available

Comfort & Convenience	Comfortline Premium	Highline	Comfortline Exec
Interior Lighting			
LED interior lighting with two reading lights in front roof console	●	●	●
Convenience lighting in rear	●	●	●
LED Roof lights in passenger compartment	●	●	●
Step lighting at doors in cab and sliding doors in passenger compartment	●	●	●
Interior Trims			
Decorative inserts, "Bright Brushed Grey"	●	—	●
Decorative inserts, "Pewter Wave Grey"	—	●	—
"COMFORTLINE" nameplate on front and rear step inserts	●	—	●
"HIGHLINE" nameplate on front and rear step inserts	—	●	—
Leather-wrapped gearshift knob	●	●	●
Sunshades for side windows in passenger compartment	●	●	●
Moulded headlining in passenger area	●	●	●
Carpet floor covering in cab and passenger compartment	●	●	●
Floor mats in cab (cut pile)	●	●	●
Chrome accents on air vents	●	●	●
Mirrors			
Exterior mirrors (left and right convex)	●	●	●
Exterior mirrors, power adjustable, power folding and heated	●	●	●
Auto dimming breakaway interior rear view mirror	●	●	●
Power Steering			
Electromechanical power steering	●	●	●
Seating			
Height adjustment for driver's and front passenger's seat	●	—	—
Lumbar support (manually adjustable) for both front seats	●	—	—
Front seats with 12-way power adjustment (slide, seat cushion angle, seat height, recline and 4-way lumbar functions), driver's seat with memory function (3 settings)	—	●	●
Front seat heaters, left and right, separately controllable	○	●	●
Front seat armrests	●	●	●

Comfort & Convenience	Comfortline Premium	Highline	Comfortline Exec
Rear seat rail system, allowing longitudinal adjustment	●	●	●
2 x Captain's seats with swivel function and armrests, in 2nd row	●	●	●
3-seater bench with reclining seat mechanism and storage compartment, movable, in 3rd row	●	●	●
Centre armrest for 3-seater bench seat	—	●	●
Child booster seats in 2nd row swivel chairs	○	○	○
Cloth seat covering "Circuit"	●	—	—
Microfleece seat covering "Art Velour"	○	—	●
Nappa leather appointed seat upholstery*	○	●	○
Overhead grab handles for driver and front passenger	●	●	●
Overhead grab handles for rear seat passengers	●	●	●
A-pillar grab handles for driver and front passenger	●	●	●
B-pillar grab handles for rear seat passengers	●	●	●
Rail System			
Rear seat rail system, allowing longitudinal adjustment for rear bench and 2 x Captains seats - 4 rails	●	—	—
Rear seat rail system, allowing longitudinal adjustment for rear bench, 2 x Captains seats and Multi-function table - 6 rails	○	●	●
Steering Wheel			
3 spoke leather steering wheel	●	●	●
Audio, telephone, cruise control and Multi-Function Display controls mounted on steering wheel	●	●	●
Steering wheel height and tilt adjustment	●	●	●
Storage			
Multi-function table mounted on rail system (includes drink holder, magazine pocket and drawer)	○	●	●
Cooling/warming box (32L capacity)	○	○	○
Front door pockets	●	●	●
Glove compartment with lockable lid	●	●	●
Dash-mounted cup holder (2) with additional storage	●	●	●
Storage compartments on side of front seats	●	●	●
Coat hooks throughout passenger area	●	●	●
Front sunvisors with ticket holder and illuminated vanity mirror	●	●	●
Waste bins in the door pockets	●	●	●
Body Builder Items			
Electrical interface (terminal block under driver's seat)	●	●	●
Second Battery	○	○	○

*Leather appointed seats have a combination of genuine and artificial leather, but are not wholly leather.

Optional Packages	Comfortline Premium	Highline	Comfortline Exec
Goodnight Package			
Multi-flex board bed extension (replaces retractable luggage compartment cover)			
Fabric blinds for windows			
Reading lamp	Option for SWB only	○	—
Washable bed cover			
Three (3) drawers underneath 3-seater bench			

Specifications

Engine	2.0 litre TDI340		2.0 litre TDI450	
Type	4 cylinder inline turbocharged direct injection diesel		4 cylinder inline bi-turbo direct injection diesel	
Max power, kW @ rpm	110 @ 3,500		146 @ 4,000	
Max torque, Nm @ rpm	340 @ 1,750-2,500		450 @ 1,500-2,000	
Cubic capacity, litres/cc	1,968		1,968	
Fuel type (recommended)	Diesel DIN EN 590		Diesel DIN EN 590	
Fuel tank capacity, L	80		80	
Transmission	7 Speed Direct Shift Gearbox (DSG)		7 Speed Direct Shift Gearbox (DSG)	
Driven wheels	Front-wheel drive	4MOTION all-wheel drive	Front-wheel drive	4MOTION all-wheel drive
BlueMotion Start/Stop system^	●	●	●	●
AdBlue	●	●	●	●
Fuel Consumption ** - Comfortline Premium				
Combined, L/100km	6.6	7.6		
Fuel Consumption ** - Comfortline Exec / Highline				
Combined, L/100km			7 7.1	7.9

Weights and Capacities

	Comfortline Premium SWB	Comfortline Premium SWB	Comfortline Premium LWB	Comfortline Premium LWB	Comfortline Exec LWB	Highline SWB	Highline SWB
Weights	TDI340 Front-wheel drive	TDI340 4MOTION all-wheel drive	TDI340 Front-wheel drive	TDI340 4MOTION all-wheel drive	TDI450 Front-wheel drive	TDI450 Front-wheel drive	TDI450 4MOTION all-wheel drive
Gross Vehicle Weight (GVM), kg	3,080	3,080	3,080	3,080	3,080	3,080	3,080
Unladen Mass¹ for Standard roof, kg - DSG	2,267	2,376	2,307	2,422	2,332	2,294	2,404
Payload² maximum for Standard roof, kg - DSG	813	704	773	658	748	786	676
Towing Capacity, kg‡							
Braked	2,500	2,500	2,500	2,500	2,500	2,500	2,500
Unbraked	750	750	750	750	750	750	750
Towbar Load Limit, kg	100	100	100	100	100	100	100

Full vehicle specifications are available at www.volkswagen.com.au

^The Start/Stop system is designed to reduce fuel consumption and CO2 emissions. It achieves this by automatically switching off the engine while the vehicle is stationary and then starting it again automatically when the driver wants to drive off. There are certain operating conditions where the Start/Stop system is deactivated (e.g. during engine warm-up), please refer to the owner's manual for full operating information.

**Fuel consumption figures according to ADR 81/02 derived from laboratory testing. Factors including but not limited to driving style, road and traffic conditions, environmental influences, vehicle condition and accessories fitted, will in practice in the real world lead to figures which generally differ from those advertised. Advertised figures are meant for comparison amongst vehicles only.

1. The Unladen Mass (UM) includes 10L of fuel, vehicle fluids and no occupants. Figures quoted are for base model vehicles only.

2. Payload figures determined by subtracting 'Unladen Weight' from total 'Gross Vehicle Mass' (GVM). A vehicle's final payload, given the different configurations, can only be determined by weighing the individual vehicle and comparing to the known GVM. Figures quoted are for basemodel vehicles only.

‡When fitted with Volkswagen Genuine Tow Bar. Towing capacities are applicable to Volkswagen Genuine Accessory Tow Bar. Towing capacity figures are maximum figures and actual towing capacity depends on factors including the laden mass of the vehicle, driving conditions and fitment of any accessories. Volkswagen Group Australia does not endorse or will not be held liable for any claim, loss or damage arising from the use or fitment of electronic trailer brakes.

Dimensions


	Comfortline Premium	Highline	Comfortline Exec
	Short/long wheelbase	Short wheelbase	Long wheelbase
Seating capacity	7 (2+2+3)	7 (2+2+3)	7 (2+2+3)
Passenger and luggage compartment area (m²)	4.3 / 5.0	4.3	5
Electric sliding door Width x height (mm)	948 x 1,247	948 x 1,247	948 x 1,247
Tailgate Width x height (mm)	1,438 x 1,262	1,438 x 1,262	1,438 x 1,262
Tailgate Width x height (mm)	11,900 / 13,200	11,900	13,200
Roof load (kg)			
2 roof bars	100	100	100
3 roof bars	150	150	150

Dimensions

Short wheelbase

Long wheelbase

Dimensions in mm



Solid paint finishes



Candy White



Cherry Red



Pure Grey

Metallic and Pearlescent paint finishes



Reflex Silver



Ravenna Blue



Fortana Red



Indium Grey



Mojave Beige



Bay Leaf Green



Starlight Blue



Copper Bronze




Deep Black


Seat upholstery



Circuit
Cloth seat upholstery Titanium Black
Standard on Comfortline Premium



ArtVelours
Microfleece in Palladium/Titanium Black
Standard on Comfortline Exec
Optional on Comfortline Premium



Nappa
Leather* in Titanium Black
Standard on Highline
Optional on Comfortline Premium and Exec

Wheels



**17" alloy wheel
- DEVONPORT**

Standard on Comfortline
Premium models



**18" alloy wheel
- SPRINGFIELD**

Standard on Comfortline Exec
and Highline models

*Leather appointed seats have a combination of genuine and artificial leather, but are not wholly leather.
Please note that Metallic and Pearl Effect paint are optional at extra cost. The print process does not allow for exact reproduction of the exterior or the upholstery colours.
Please contact your Volkswagen Dealer for further information on colours and upholstery combinations.

Peace of Mind



5 years Unlimited Kilometre Warranty

At Volkswagen, we pride ourselves on the highest quality standards that come with German engineering.

We back this commitment with a 5 year unlimited kilometre warranty on all new Volkswagen vehicles*.



1 year Roadside Assist

Every new Volkswagen comes with a 1 year Roadside Assist membership^.

That's 24 hour roadside assistance, emergency accommodation, car rental and towing as well as property and other assistance, all included for added peace of mind.



Volkswagen Care Plans

Volkswagen Care Plans[†] have you covered for your first 3 or 5 scheduled services, providing you savings off the total Assured Service Pricing RRP. It's convenient, hassle-free scheduled servicing easily available for purchase at your local Volkswagen Dealer.



Assured Service Pricing

Assured Service Pricing[#] gives you the transparency of knowing how much your service will cost up front.

Our Volkswagen Dealers have access to the latest diagnostic equipment and tools. Plus, they use Volkswagen Genuine Parts[®] to ensure your Volkswagen stays a Volkswagen.

You're in safe hands at your Volkswagen Dealer when it comes to servicing.

*Conditions and exclusions apply, see <https://www.volkswagen.com.au/en/owners-service/warranty.html>. Your rights under this warranty are provided in addition to, and in some cases overlap with, consumer guarantees under the Australian Consumer Law and do not limit or replace them.

^Volkswagen Roadside Assist is provided by AWP Australia Pty Ltd ABN 52 097 227 177 trading as Allianz Global Assistance, under an arrangement with Volkswagen Group Australia Pty Limited ABN 14 093 117 876. Conditions and exclusions apply, see <https://www.volkswagen.com.au/en/owners-service/roadside-assist.html>.

†Volkswagen Care Plans are available at participating Volkswagen Dealers for all models and covers standard items as contained in each scheduled service interval only. These Care Plans can only be purchased prior to the first scheduled service and up to 22,500 km/15 months (whichever occurs first) for all models except Volkswagen Crafter models, which is 30,000 km/15 months (whichever occurs first). The time frame takes effect from when the vehicle is first reported in our system as 'sold'. Discount structure varies by model. For details of what is not included in a scheduled service, see <https://www.volkswagen.com.au/en/owners-service/care-plans.html>.

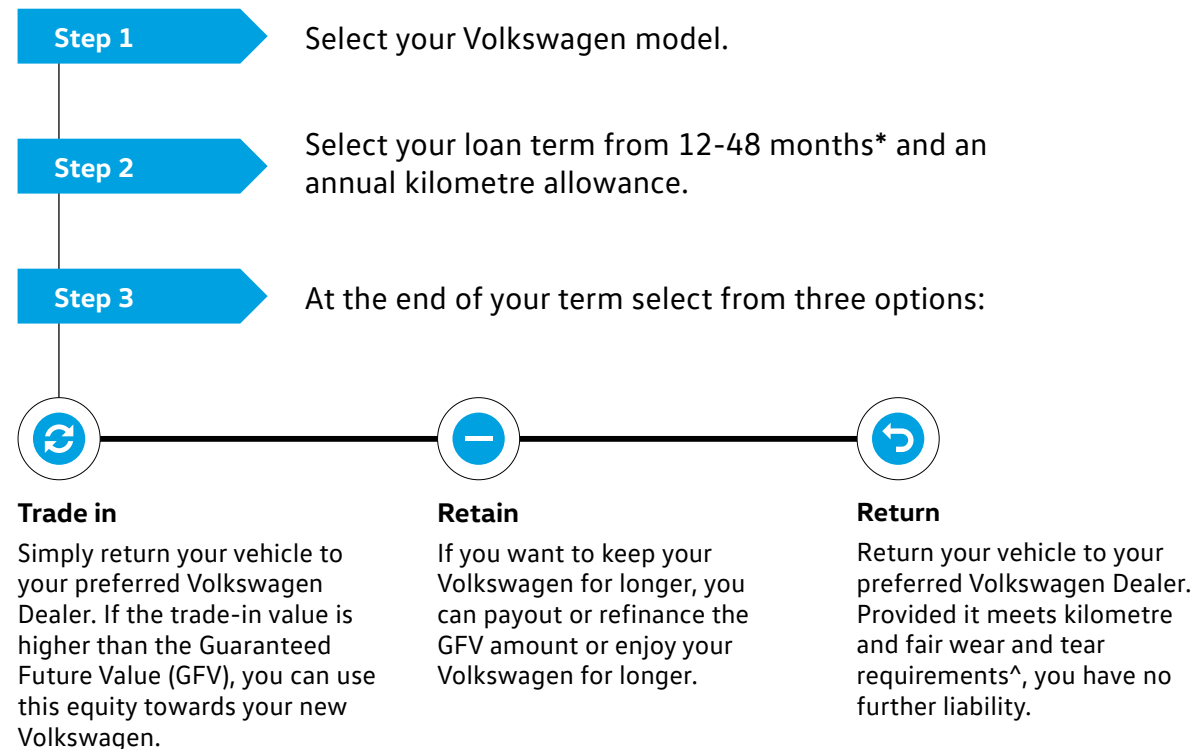
#Assured Service Pricing applies to the first 5 standard scheduled services of your vehicle which are scheduled to occur at every 15,000 km/12 month interval (whichever occurs first) or for Volkswagen Crafter models only, 20,000 km/12 month interval (whichever occurs first). On or before 31 December each year, Volkswagen will publish the maximum price for a specified Scheduled Service that will be applicable from, and remain fixed for, the following calendar year only. For details on the Eligible Model List, pricing, items not included and for full terms and conditions, please see <https://www.volkswagen.com.au/app/locals/service-pricing-guide>.

Volkswagen Choice

Guaranteed Future Value

Naturally we understand that your Volkswagen represents a valuable investment, so we understand that you want to maintain it in premium condition. Volkswagen Choice[^] is a finance program tailored to the requirements of Volkswagen owners by providing assurance around your Volkswagen's future value[^], whilst offering simple monthly instalment financing options.

Whether you are selecting your new Volkswagen for business or personal use, you can choose the contract term that best suits your requirements. Enjoy the confidence that comes from having locked in a minimum value up front to be attributed to your vehicle at the end of your contract[^]. There are also no account keeping fees with a fixed interest rate.



*GFV terms offered subject to change.

[^]Volkswagen Guaranteed Future Value consists of an option to return your vehicle to Volkswagen Financial Services (VFS) ABN 20 097 071 460, Australian Credit Licence 389344, at the end of the term and requires VFS to purchase the vehicle at an agreed price determined by VFS, known as the Guaranteed Future Value (GFV). At the end of the term, you can elect to: (1) trade-in; (2) return; or (3) retain the vehicle by paying the GFV, which is a lump sum owed to VFS at the end of the loan term after all repayments have been made. You will be liable for any loan contract deficit and additional charges if you exceed the nominated kilometre allowance and/or the vehicle is not in an acceptable condition. Available on new and demonstrator Volkswagen vehicles for selected models. Contact your Official Volkswagen Dealer to verify eligible vehicles for this program. Fleet, government, rental buyers, hire car and chauffeur companies excluded.

The Multivan 6.1

Volkswagen Group Australia Pty Ltd
24 Muir Road Chullora NSW 2190
ABN 14 093 117 876

Printed in Australia
February 2021
www.volkswagen.com.au

Publication: VWCMULSPECMY21

Your Volkswagen Dealer.

Important information

Apple CarPlay® is a registered trade mark of Apple Inc. Android Auto™ is a registered trade mark of Google Inc. MirrorLink® is a registered trade mark of Car Connectivity Consortium LLC. Bluetooth® is a registered trade mark of Bluetooth SIG Inc.

Volkswagen is distributed by Volkswagen Group Australia Pty Ltd (ABN 14 093 117 876) of 24 Muir Road Chullora, NSW 2190. Specifications are as planned at February 2021, for Model Year 2021 and are subject to change without notice or obligation. All information in this brochure are correct at the time of publication, however variations may occur from time to time and Volkswagen, in so far as it is permitted by law to do so, shall not be liable in any way as a result of any reliance by any person on anything contained in this brochure. Authorised Volkswagen Dealers will provide up-to date information on model application, design feature, prices, and availability on request.